



Safety Information

WARNING: This is not a toy and is not intended for use by children.

- (A) Do not mix old and new batteries.
 - (B) Do not mix alkaline, standard (carbon-zinc), or rechargeable (nickel-cadmium) batteries.
 - (C) Do not dispose of the battery in fire as the battery may leak and explode.
 - (D) Use type "AA" batteries.
 - (E) Always purchase the correct size and grade of battery most suitable for the intended use.
 - (F) Replace all batteries of a set at the same time.
 - (G) Clean the battery contacts and also those of the device prior to battery installation.
 - (H) Ensure the batteries are installed correctly with regard to polarity (+ and -)
 - (I) Remove used batteries promptly.
 - (J) Remove batteries from battery box of lights which is not to be used for an extended period of time.
- Safe for Indoor use only.

Warning: Please note that changes or modifications not expressly approved by the party responsible for compliance could void the user's authority to operate the equipment.

NOTE: This equipment has been tested and found to comply with the limits for a Class B digital device, pursuant to Part 15 of the FCC Rules. These limits are designed to provide reasonable protection against harmful interference in a residential installation. This equipment generates, uses and can radiate radio frequency energy and, if not installed and used in accordance with the instructions, may cause harmful interference to radio communications.

However, there is no guarantee that interference will not occur in a particular installation. If this equipment does cause harmful interference to radio or television reception, which can be determined by turning the equipment off and on, the user is encouraged to try to correct the interference by one or more of the following measures:

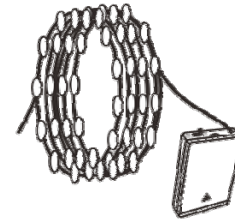
- Reorient or relocate the receiving antenna.
- Increase the separation between the equipment and receiver.
- Connect the equipment into an outlet on a circuit different from that to which the receiver is connected.
- Consult the dealer or an experienced radio/TV technician for help.

CAUTION

1. Risk of fire. This product does not contain lamp shunts, which allow the product to operate if one lamp burns out.
2. To reduce the risk of fire and electric shock: a) Do not install on trees having needles, leaves or branch coverings of metal or materials which look like metal, and b) Do not mount or support strings in a manner that can cut or damage wire insulation.
3. The product consists of non-replaceable LED bulbs. To reduce the risk of fire or electric shock, do not attempt to replace bulbs or modify string.

4.5ft Warm White LED Micro Dot Pearl garland light

SKU# 1004363992



Instruction of Battery box

Step 1: Carefully take the product out of the box. You will find the battery box.

Step 2: Open the cover of the battery box by gently pressing and pushing it as shown in Fig. 1.

Step 3: Place three new "AA" batteries (not included) into the holders according to the "+" and "-" directions as shown in Fig. 2.

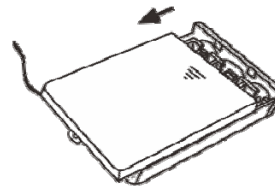


Fig. 1

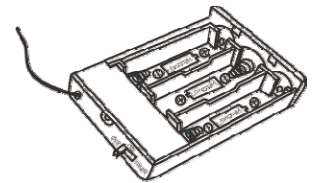


Fig. 2

Step 4: Turn the switch to "ON" and the lights will turn on. This battery operated battery box comes with a pre-set timer function. When you turn the switch to "TIMER", the lights will automatically come on and stay lit for 6 hours. The lights will automatically turn off after the 6 hours and remain off for 18 hours. This cycle will then continue as long as the switch is in the timer position.

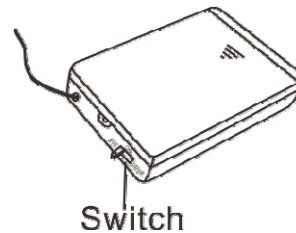


Fig. 3

Step 5: Turn the switch to "OFF" when not in use to conserve battery life.

The device complies with Part 15 of the FCC Rules. Operation is subject to the following two conditions: (1) This device may not cause harmful interference, and (2) this device must accept any interference received, including interference that may cause undesired operation.

Importer: Home Depot

Address: 2455 PACES FERRY ROAD ATLANTA, GA 30339

Tel: 1-877-527-0313